


# PRODUCT SHEET

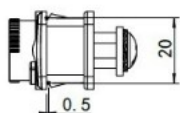
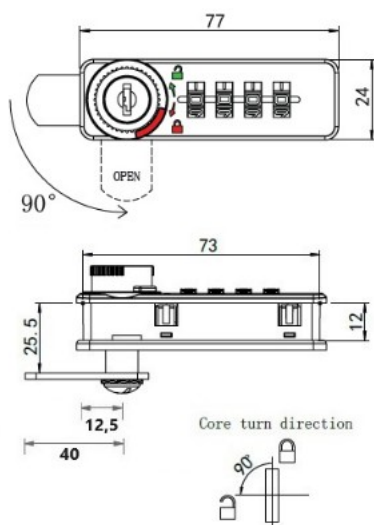
## Description:

Combi. Cam Lock M901, Public, 4-Digit, RH, 90DG, MK+Code Finder, Black, 73X20X15,5mm, Straight Cam C/E:40mm,, Closed 9'Clock, Open 12 O'Clock, Pre-coded 0000, Master, Key System #J13, Cylinder Centre to Edge of Lock Body: 12mm,, F/0,8-1,0mm Metal Panels Thickness, Horizontal Installation

## Item number:

14.08.240-5

Units	Box	Carton	HS Code	Barcode
Pcs.	30	200	8301300000	 5704866515818

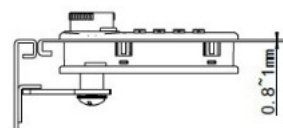


Press the back code button until it goes deepest

### Instructions for use:

1. The initial password code is "0000".
2. Set password: Please turn the knob to the "green" mark position, Turn the code wheel to set a new password, then Turn the knob to "Red" mark position, new password will take effect.
3. Find previous password 1), please use the emergency key to open the password Lock. 2) After opening the Lock, press the back code button, Turn the code wheel to find the matching code, if the number matches, the code wheel will not able to turn, 3). Please perform the same procedure until all four codes are matched, 4) After you find the previous password, turn the knob to "Green" mark position to reset the new password.

### Installation diagram




### 0,8 - 1 mm

Installation method 1: Clamp the steel door with the lock body, the thickness of the door It is 0.8-1.0mm.

### 12 - 19 mm

Installation method 2: Use the back panel to lock the wooden door, the thickness of the door It is 12 - 19 mm



Refers to the hole size